

A TechForAg 'Ready-To-Milk' Modular Parlor
Model: Dbl. 16 Heritage ProTime I HerringBone - *New!*

Key Features: Rapid Exit - Automatic Indexing - All Stainless
Preliminary Proposal Prepared For: Website # 145 - # 062512-1



<i>Qty</i>	<i>Units</i>	<i>Description</i>			<i>Cost to End-user</i>
		HERITAGE ProTime I Stalls - New!			
		- All stainless RumpRails; 45" spacing			
		- (3) Support posts per side - stainless			
		- Rapid Exit Brisket Bar - stainless			
32	Stalls	- Auto-Indexing (w/(6) 3" x 10" stainless Cylinders)			\$ 100,571

Modules to be 54" wide with 10" Indexing System to accommodate 1,800 lbs + Cows



All-stainless Germania Brisket Bars

Self-supporting without any additional posts (no sequence gates either). Therefore, no posts for the cows to walk around and no posts for you to clean around.


If one of them goes down from milk fever you can easily get to her with the skid loader.

Left: Dbl. 12 Brisket Bar in indexed position.

Right: Brisket Bar in Rapid Exit position

<i>Qty</i>	<i>Units</i>	<i>Description</i>			<i>Cost to End-user</i>
1	Groups	<p>Automated Cow Traffic Controls - New!</p> <ul style="list-style-type: none"> - (6) 3" x 10" stainless Cylinders for Indexing - (4) 3" x 10" stainless Cylinders for Entrance and Exit Gates - Rapid Exit; Brisket Bar Up - Down - Main Control Panel with (8) Control Buttons - Remote Control Panel in front to reduce walking 			<i>Included in Cost of Stalls</i>

All-stainless Heritage cylinders are easy to service. Just remove (4) bolts....



**Cow Traffic Controls at last stalls on either side of parlor. Plus (2) remote panels in front.
5-Button Crowd Gate controls on one side only. Stainless cylinders operate all Gates & Automatic Indexing**

New Feature - Adjustable Exit Gates...



Freedom to put her head anywhere she likes....



<i>Qty</i>	<i>Units</i>	<i>Description</i>			<i>Cost to End-user</i>
32	Stalls	Stainless Curbing, Gutters and Grates <i>All Stainless; All-in One Welded Structure</i>			\$ 16,229



All-stainless Gutter and Grates - A Heritage exclusive!

Stainless Gutter, Curbing and Grates are one welded unit. For utmost Cow Comfort we chose 3/4" x 3/4" bars, the widest in the industry, bar none.



0	Stalls	<i>Optionally Available</i> About \$210 reduction per Stall <i>Stainless</i> Curbing, but no Gutters and Grates			\$ -
---	--------	---	--	--	------


2	Units	15" x 10 ft x 11 ga Cross-Over Channelsone at either end of pit			\$ 1,873
---	-------	--	--	--	----------

Qty	Units	Description			Cost to End-user
32	Units	<p align="center">Air Powered CIP Cup Holders</p> <p>Single push button operated - "Now you see them - then you don't"</p> <p>Match Jetter Cups to Inflation - <i>Brand & Model #</i> _____</p>			<i>Included in Cost of Stalls</i>



0	Units	<p align="center">Fold-Up CIP Cup Holders</p> <p align="center">(Similar to ProTime I, but manually operated)</p>			\$ -
0	Units	<p align="center"><i>Optionally Available</i></p> <p align="center">Traditional CIP Cup Holders</p> <p align="center">About \$160 less than FUCCH</p> <p align="center">(Slide Rubber Cups into a stainless Rack)</p>			\$ -


<i>Qty</i>	<i>Units</i>	<i>Description</i>		<i>Cost to End-user</i>
1	28ft x 120 ft	<p style="text-align: center;">HERITAGE</p> <p style="text-align: center;">Heavy Duty <i>Stainless</i> All-Air Operated Crowd Gate (without Manure Scraper)</p> <p>Various other gates are <i>Optionally Available</i></p>		\$ 24,111
240	ft	<p style="text-align: center;">C-4 x 6.5 lbs Crowd Gate Channel (Hot-dip galvanized)</p>		\$ 2,743



Heavy Duty, Germania-Style Crowd Gate; Air-Powered Gear Motor - no electric controls what-so-ever. Lifts anywhere in Holding Pen

For more information go to
www.techforag.com/WhyCrowdGates

<i>Qty</i>	<i>Units</i>	<i>Description</i>			<i>Cost to End-user</i>
0	ft	<p>Holding Pen Fence, galvanized</p> <p>with 3" verticals @ 5 ft on center per 20 ft section of fence; (4) 1 1/2" Pipe Horizontals @ 12" o/c</p> <p>Normally, your Contractor provides the Holding Pen Fences. We'll provide them if he doesn't want to or can't @ \$74/ft les</p>			\$ -
0	ft	<p>2 x 10 ft V-Lane Fences from H.P. into Parlor...</p> <p>@ \$74/ft less 15%</p>			\$ -
		<p>Three Crowd Gate Control Stations:</p>			Cost include with Crowd Gate




Left: Main Control station in back of parlor;

Center: Remote Controls in back of Holding Pen

Right: Two extra buttons in front of parlor to reduce walking

<i>Qty</i>	<i>Units</i>	<i>Description</i>			<i>Cost to End-user</i>
32	Units	<p align="center"> HERITAGE Model SB ArmTakeOffs - New! All-Air, All-stainless, with spring-loaded clutch for arm For more information on Arm TakeOffs go to http://www.techforag.com/AutomaticTakeOffsMain.html </p>		\$	95,817



<i>Qty</i>	<i>Units</i>	<i>Description</i>			<i>Cost to End-user</i>
32	Units	<p align="center">Top Outlet Claw-Clusters</p> <ul style="list-style-type: none"> - Air Forks - 06 Shells - 60" Milk Hose - 108" Pulsation Hose - Short air tubes - Liners of your choice: <i>Brand & Model</i> - - with New! Delatron Pulsators with Bayonet quick clamp 			<p align="right">\$ 21,086</p>


New Feature

Rubber Goods upgraded to All-Silicon - (Except Liners)



Germania's Top Outlet Claw hangs well balanced on the arm for milking and equally so in the rest position.

<i>Qty</i>	<i>Units</i>	<i>Description</i>			<i>Cost to End-user</i>
		Pulsation System - New!			
32	Stalls	<ul style="list-style-type: none"> - 3" PVC Pulsation line with hoses, fittings & wiring harness - 3" PVC FreshAir line with fittings & hoses - (4) FreshAir Filters - (2) 3" PVC Cross-Overs in front & back 			\$ 2,971
		- Pulsators included with Claw-Clusters			
3	Units	<p style="text-align: center;">20-Unit Delatron Pulsation Controller</p> <p style="text-align: center;">3rd Controller is Stand-by; instant change-over; no tools required</p> <p><i>Electrician provides 120 volt receptacle nearby - bid separately!</i></p>			\$ 6,670



<i>Qty</i>	<i>Units</i>	<i>Description</i>			<i>Cost to End-user</i>
HERITAGE CIP-Receiver Combination Group					
32	Stall Equiv.	This group combines the traditional Receiver Group and the CIP System into a single pre-assembled aggregate - pre-plumbed, pre-wired and			\$ 31,771
		30" diam. x 24/34" Receiver - which is also the Wash Vat for the CIP Cycle			
		- AW-style Moisture Trap with 4" Vacuum supply & 4" U-bend			
		'- (2) 4" x 33" Sock Milk Filters with 1 1/2" side outlet; (2) Butterfly Valves - (2) 2 hp Milk Pumps, one for stand-by - (2) Variable Speed Controller for Milk Pump, one for stand-by			
		- (2) LLC Probes for milk and water levels - 1 1/4" Input Group with hot and cold water valves + (3) chemical inputs			
		<i>Water supply lines to Omal valves should be at least 1" diameter. Otherwise takes too long to fill receiver</i>			
		- 1 1/2" Ball check valve with air blow-out for rest milk			
		'- HERITAGE C-12.5 Pipe Line Washer with (3) peristaltic chemical pumps			
		<i>Electrician supplies:</i> - 220 Volt, <u> X </u> single phase to this Group			
		<i>Plumber supplies:</i> - Hot & Cold water to the input group - Cold Water to the Plate Cooler			
		Includes Stand-by Milk Pump with pre-wired Twist-Lock Plugs			
		Also a Stand-by Variable Speed Controller, prewired as well			
0	Unit	6,000 lbs/hr Dual Pass Plate Cooler			\$ -
		(Modify Group for AWs?)			Page 12 of 33

HERITAGE CIP-Receiver Combination Groups



Model 1500 installed at Steve Paul's new dairy Whitewater, WI. November 2009; Dbl. 10 PT-I Expandable to dbl. 16

<i>Qty</i>	<i>Units</i>	<i>Description</i>			<i>Cost to End-user</i>
0	Group	<p>Traditional Receiver Group, incl. 18" Receiver, 1 1/2hp Milk Pumps with Dog House, 4" x 44" Filter, Moisture Trap & U-Bend, Flapper Valve, LL Probes & Controller, Short Plug - Long Plug, Air Blow Valve, etc.</p>			\$ -



0	Group	<p>Automatic CIP System: (Use existing horizontal Wash Sink, but add sst cover), Water Level Sensor, Hot & Cold Water Valve, Heritage PipeLine Washer, (3) Peristaltic pumps for chemicals, (1) Air Injector installed at the Receiver Groups 2" x 2" Divert/3-Way Valve at sink, Automatic Drains</p>			\$ -
---	-------	---	--	--	------

<i>Qty</i>	<i>Units</i>	<i>Description</i>			<i>Cost to End-user</i>
32	Stalls	<p align="center">3" Lo- Lines - New!</p> <p>Double slope, double loop, with nipples, fittings, all clamps, gaskets and brackets. Lines slope toward Holding Pen</p>			\$ 10,697



32	Stalls	<p align="center">2" CIP Line - New!</p> <p>- with nipples, fittings, all clamps, gaskets & brackets. - Both lines will be dead-ended at back of parlor</p>			\$ 10,697
----	--------	--	--	--	-----------

70	ft	<p align="center">1 1/2" Discharge line - New!</p> <p>from CIP-Receiver Group to Milk Tank (Bottom Loading) and back to CIP Rec Group; incl. Safety Switch at Tank</p>			\$ 5,600
----	----	---	--	--	----------

<i>Qty</i>	<i>Units</i>	<i>Description</i>			<i>Cost to End-user</i>
		Calf Milk Dispenser			
0	Unit	Collect warm milk at any time			\$ -



<i>Qty</i>	<i>Units</i>	<i>Description</i>			<i>Cost to End-user</i>
1	Group	Compressed Air System - (1) 7.5 hp Atlas Copco Screw Compressor - With Twin Tower Drier, dries air to minus 10 dgr			\$ 14,531
		<i>Electrician provides 220V to this group ___single or ___3 Phase?</i>			



Atlas Copco Screw Compressors



Twin Tower Drier dries air to minus 10 dgr

<i>Qty</i>	<i>Units</i>	<i>Description</i>		<i>Cost to End-user</i>
2	Unit	15 Hp Vacuum System with Lobe-Style Pump Sutor-Built Lobe-style Blower Pumps, preassembled for instant installation		\$ 13,167
2	Unit	Frequency Controller/Variable Speed Drive		\$ 7,959
1	Group	<i>6" PVC Header Lines with 3" lines to Pulsation and Receiver Group; Also includes Pre-Filter, Check Valve, Test Port, Safety Valve, Slide Valve, Drains.</i>		\$ 1,500
1	Unit	Sentinel Model 350 Vacuum Regulator		\$ 765


Electrician provides 220 volt to this Group - Bid separately!



<i>Qty</i>	<i>Units</i>	<i>Description</i>			<i>Cost to End-user</i>
	sqft	Stainless Covering for Pit Wall 3 ft x 10 ft x 16 ga sheets, # 4 polish			\$ -



<i>Qty</i>	<i>Units</i>	<i>Description</i>			<i>Cost to End-user</i>
0	Units	<p align="center">4 ft x 4 ft stainless Divert Gate Built from 2 1/2 x 2 1/2 x 11 ga square tubing Divert exiting cows into a catch pen.</p>			\$ -
0	Group	<p align="center">Cylinders for the Divert Gates</p> <p>3" x 14" Stainless cylinders w/EV-125 Quick Exhaust Valves (4) Versa 'Open' & 'Close' Push Buttons</p>			\$ -





<i>Qty</i>	<i>Units</i>	<i>Description</i>			<i>Cost to End-user</i>
		On-Farm Spare Parts Kit (Contains only new parts)			
1	Group	Includes all essential parts for at least (1) year of operation (6) sensors, (2) retract cylinder, at least (4) of each air valves, an extra LLC, seal kits for the milk pump, (2) PC Boards for the Pipe Line Washer, several extra Pulsator, an extra Cluster Assy', etc.			\$ 7,500




<i>Qty</i>	<i>Units</i>	<i>Description</i>			<i>Cost to End-user</i>
1	Pcs	Double Compartment Sink			\$ 643
1	Group	Accessories Group Hand Wash Sink, Filter Sock Holder with (1) box of Filters, SST paper towel holder, SST soap dispenser, etc.			\$ 536




<i>Qty</i>	<i>Units</i>	<i>Description</i>			<i>Cost to End-user</i>
1	Group	(1) 35 ft long 1" Wash-Down Hose for the pit with original Brass Fire-Hose Nozzles			\$ 226
1	Group	(2) 80ft long 1" Wash-Down Hose for the Cow Platforms with original Brass Fire-Hose Nozzles			\$ 440
2	Units	Air-Powered, all-stainless Hose Reel for the (3) Wash-Down Hoses			\$ 5,929



<i>Qty</i>	<i>Units</i>	<i>Description</i>			<i>Cost to End-user</i>
560	sqft	Pit Mats for the Milkers			\$ 4,988



<i>Qty</i>	<i>Units</i>	<i>Description</i>			<i>Cost to End-user</i>
0	sqft	Adjustable Pit Floor ...adjusts floor height by 8" up or down			\$ -
		<i>Floors raises and lowers by air pressure</i> <i>no motors, no switches</i> <i>Cost - about \$55/sqft</i>			



<i>Qty</i>	<i>Units</i>	<i>Description</i>			<i>Cost to End-user</i>
1	Unit	<p align="center">Stainless Pit Steps from parlor into Holding Pen; 4 steps, 36" wide, 8" riser with SST Handrail .</p>			\$ 857



<i>Qty</i>	<i>Units</i>	<i>Description</i>		<i>Cost to End-user</i>
28	Sets	<p align="center">Lights for the Milker Pit Basically a set of (2) stainless brackets to mount Fluorescent Light Fixtures</p>		\$ 1,920
		<i>48" Fluorescent Light Fixtures should be vapor tight and 100% corrosion resistant</i>		
		<i>We install the brackets on site; Electrician supplies and installs the fixtures</i>		
		<i>This parlor would need 56 ft of fixtures per side or (14) 4-foot Fixtures per side</i>		



<i>Qty</i>	<i>Units</i>	<i>Description</i>			<i>Cost to End-user</i>
		AccuWeigh Milk Measuring System			
		Remanufactured			
0	Units	(Change Low-Line!)	\$ 349	\$ -	\$ -



		Germania Accuweigh 90 or 65			
		- Hold all of the milk for quick check before letting the cows go			
		- Drain and re-vacuumize automatically when cows leave			
		- Provide great vacuum reserve right next to the cow			
0	Group	AW Control Boxes			\$
		Turbo Controller, ___ Extra VacShutOff Valves, etc.			Page 28 of 33
0	Units	Butter Fat Testers			\$ -

<i>Qty</i>	<i>Units</i>	<i>Description</i>			<i>Cost to End-user</i>
2	Unit	Stainless Breezeway Fences with 3ft 'Side Wing'			\$ 2,694



30	ft	Stainless Cap for Breezeway Wall			\$ 943
----	----	---	--	--	--------



<i>Qty</i>	<i>Units</i>	<i>Description</i>		<i>Cost to End-user</i>
32	Stalls	1" Kraiburn Rubber Mats (Made in Germany) For the Cow Platforms		\$ 4,978



<i>Qty</i>	<i>Units</i>	<i>Description</i>			<i>Cost to End-user</i>
		Modular Platforms for 8 stalls each <i>Stainless</i>			
		The structural bases of the Modules; Height of your concrete cow platform should be 34" - if you are comfortable with a 38" working height - To be discussed!			
4	Units				\$ 6,857



We build our parlor modules on platforms, a frame work made form 2" x 4" stainless tubing and usually 53" wide x 50 ft long for the typical dbl. 12. Normally, we slide the Modules into place on this steel frame work, pushed by a Skid Loader.

Summary Page

		Sub-Total Materials		\$ 407,269
		15% Factory-Direct Discount		\$ (61,090)
		Pre-Installation Labor and Supplies provided by TechForAg at it's factory to convert the above materials into a <i>Ready-To-Milk</i> Modular Parlor; Calculated at 14% of Cost of Materials		\$ 57,018
4	Trucks	Freight from Rhinelander to Milwaukee or Chicago @ \$750/Truck		\$ 3,000
		On-Site Installation Labor, Supplies & Expenses Covers several items:		
		1. Time for (2) Parlor Specialists (4) weeks @ (5) days @ 12 hrs @ \$65 hr		\$ 31,200
		2. Time value of P. Specialists while travelling: (3) Journeys for the installers @ 1.5 days x (2) trips @ 12 hrs @ \$35/hr		\$ -
		Travel Expenses: (3) Plane tickets + local transportation +Motels + Meals & Misc.		\$ -
		2. Visits to dairy for Planning & General Consultation by Rolf, Quality Control and Training		\$ -
		5. Rebate to Customer of \$1,000 for prompt payment of last installment		
		6. Warranty work & follow-up visits		
		Grand Total I Parlor with Freight & Installation		\$ 437,396
		Per Stall		\$ 13,668.62
				Page 32 of 33

Terms - I

If production at TFA starts several months in the future

- 1) 15% down at signing of contract**
- 2) 25% on start of production**
- 3) 55% on delivery of parlor to the dairy**
- 4) 5% On start-up of milking**
- 5) \$1,000 Rebate for prompt payment**

Terms - II

If production at TFA starts more or less immediately

- 1) 35% at signing of contract, plus**
- 2) 60% on delivery of parlor to the dairy**
- 3) 5% on Start-up of Milking**
- 4) \$1,000 Rebate for prompt payment**

Please Note

18 Months warranty on all materials. Does not apply to the Compressed Air Group and the Vacuum Group, for which we pass on the manufacturer's warranty
Warranty starts *after* parlor has been paid for in full