


# A TechForAg 'Ready-To-Milk' Modular Parlor

**Model: Single 6 ProTime II HerringBone - 38"**

**Key Features: Conventional Exit - Manual Indexing and Gates - Galvanized**

**Preliminary Proposal Prepared For: WS # 190 - 061920 - # 3**



*This parlor has no Automatics*

<i>Qty</i>	<i>Units</i>	<i>Description</i>			<i>Cost to End-user</i>
6	Stalls	<b>Original Germania ProTime II Stalls - Remanufactured</b> - Galvanized RumpRails/Butt Plates; 38" spacing - (2) Brisket Bar Support posts - Galvanized - Conventional Exit Brisket Bar - Galvanized - Manual Indexing - Manual Entrance and Exit Gates			\$ 4,843
0	Stalls	<b>PT-II Rump Rails - 38" - New!</b> includes (2) supports to overhead cross beam at every 2nd stall			\$ -
0	Stalls	<b>Overhead Supports from 4"x 4" Main Beam down to upper RumpRail; (3) Supports per side; 4" stainless Pulsation line will be RumpRail Support</b>			\$ -
0	Stalls	<b>Overhead Channel, 11 ga - New!</b>			\$ -
0	Units	<b>Stainless Entrance Gates (2D) - Remanufactured</b>			\$ -

<i>Qty</i>	<i>Units</i>	<i>Description</i>			<i>Cost to End-user</i>
<b>1</b>	Group	-			
		<b>Manual Cow Traffic</b> <b>(2) over-center levers</b>			<b>\$ 650</b>

<i>Qty</i>	<i>Units</i>	<i>Description</i>			<i>Cost to End-user</i>
0	Stalls	<i>Stainless Curbing, Gutter and Grates</i> <i>All Stainless; All-in One Welded Structure</i>			\$ -



6	Stalls	<b>Stainless Curbing, but <b>no</b> Gutters and Grates - <b>New!</b></b>			\$ 1,061
---	--------	--	--	--	----------


0	Units	<b>15" x 10 ft x 11 ga Cross-Over Channels</b> ....one at either end of pit			\$ -
---	-------	--	--	--	------

<i>Qty</i>	<i>Units</i>	<i>Description</i>			<i>Cost to End-user</i>
<b>0</b>	<b>Units</b>	<b>Air Powered CIP Cup Holders</b> Single push button operated - "Now you see them - then you don't" Match Jetter Cups to Inflation - <b>Brand &amp; Model # _____</b>			



<b>0</b>	<b>Units</b>	<b>Fold-Up CIP Cup Holders</b> (Similar to ProTime I, but manually operated)			\$ -
<b>6</b>	<b>Units</b>	<b>Traditional CIP Cup Holders</b> (Slide Rubber Cups into a stainless Rack)			\$ 454

<i>Qty</i>	<i>Units</i>	<i>Description</i>			<i>Cost to End-user</i>
0	28ft x 120 ft	<p align="center"><b>HERITAGE</b></p> <p align="center"><b>Heavy Duty All-Air <b>Stainless</b> Operated Crowd Gate</b></p> <p align="center">(without Manure Scraper)</p> <p>Various other gates are <b>Optionally Available</b></p>			\$ -
0	ft	<p align="center"><b>C-4 x 6.5 lbs Crowd Gate Channel</b></p> <p align="center"><b>(Hot-dip galvanized)</b></p>			\$ -




All-Stainless **HERITAGE** Gate with Manure Scraper shown

Heavy Duty, Germania-Style Crowd Gate; Air-Powered Gear Motor - no electric controls what-so-ever. Lifts anywhere in Holding Pen

For more information go to  
[www.techforag.com/WhyCrowdGates](http://www.techforag.com/WhyCrowdGates)

<i>Qty</i>	<i>Units</i>	<i>Description</i>			<i>Cost to End-user</i>
0	ft	<p><b>Holding Pen Fence, galvanized</b></p> <p>with 3" verticals @ 5 ft on center per 20 ft section of fence;  (4) 1 1/2" Pipe Horizontals @ 12" o/c</p> <p>Normally, your Contractor provides the Holding Pen Fences.  We'll provide them if he doesn't want to or can't @ \$74/ft les</p>			\$ -
0	ft	<p><b>2 x 10 ft V-Lane Fences from H.P. into Parlor...</b></p> <p>@ \$74/ft less 15%</p>			\$ -
		<p><b>Three Crowd Gate Control Stations:</b></p>			<b>Cost include with Crowd Gate</b>



**Left:** Main Control station in back of parlor;

**Center:** Remote Controls in back of Holding Pen

**Right:** Two extra buttons in front of parlor to reduce walking

<i>Qty</i>	<i>Units</i>	<i>Description</i>			<i>Cost to End-user</i>
0	Units	<p><b>Original Germania Legacy 9000 ArmTakeOffs -</b>  <b>Remanufactured</b>  All-Air, All-stainless, with spring-loaded clutch for arm</p>			\$ -
0	Units	<b>Automatic Pulsation ShutOff</b>			\$ -



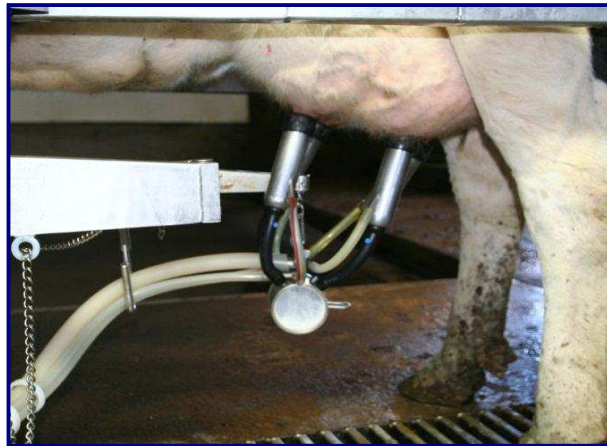
*Model SB installed in a dbl. 12 PT-II Parlor*



*Legacy 9000 Arm TakeOffs installed in a dbl. 8 ProTime II Parlor*




<i>Qty</i>	<i>Units</i>	<i>Description</i>			<i>Cost to End-user</i>
6	Units	<p><b>Original Germania Top Outlet Claw-Clusters</b>  <b>Remanufactured</b></p> <ul style="list-style-type: none"> <li>- Air Forks</li> <li>- 06 Shells</li> <li>- All Rubber Goods</li> <li>- BouMatic - Style Pulsators</li> </ul>			\$ 2,927
6	Units	<b>Claw Hanger Brackets &amp; Vacuum ShutOff</b>			\$ 814



**HERITAGE** Top Outlet Claw hangs well balanced on the arm for milking and equally so in the rest position. All-stainless body makes for minimal maintenance - No plastic nipples to break. Change windows and gaskets

<i>Qty</i>	<i>Units</i>	<i>Description</i>			<i>Cost to End-user</i>
		<b>Pulsation System - New!</b>			
<b>6</b>	<b>Stalls</b>	- 4" stainless Pulsation line with hoses, fittings & wiring harness - Individual FreshAir Filters - (1) 3" PVC loop line			\$ 557
		<i>This is a very unusal item. Need to discuss.</i>			
		<b>Excalibur/RoKa Pulsation Controller - New!</b>			
<b>1</b>	<b>Units</b>	<b>Electrician provides 120 volt receptacle nearby - bid separately!</b>			\$ 1,531



<i>Qty</i>	<i>Units</i>	<i>Description</i>			<i>Cost to End-user</i>
<b>HERITAGE</b> <b>CIP-Receiver Combination Group - New!</b>					
<b>0</b>	<b>Stall Equiv.</b>	This group combines the traditional Receiver Group and the CIP System into a single pre-assembled aggregate - pre-plumbed, pre-wired and			\$ -
		30" diam. x 24/34" Receiver - which is also the Wash Vat for the CIP Cycle			
		- AW-style Moisture Trap with 4" Vac inlet & 4" U-bend			
		'- (2) 4" x 33" Sock Milk Filters with 1 1/2" side outlet and (2) Butterfly Valves			
		- (2) 1 1/2 hp Milk Pumps			
		- (2) LLC Probes for milk and water levels			
		- 1 1/4" Input Group with hot and cold water valves + (3) chemical inputs			
		<b>Water supply lines to Omal valves should be at least 1" diameter. Otherwise takes too long to fill receiver</b>			
		<b>- 1 1/2" Ball check valve with air blow-out for rest milk</b>			
		'- <b>HERITAGE C-12.5 Pipe Line Washer</b> with (3) peristaltic chemical pumps			
		<i>Electrician supplies:</i>			
		- 220 Volt, <u>  X  </u> single phase to this Group			
		<i>Plumber supplies:</i>			
		- Hot & Cold water to the input group			
		- Cold Water to the Plate Cooler			
		<b>Includes Stand-by Milk Pump with pre-wired Twist-Lock Plugs</b>			
		<b>Also a Stand-by Variable Speed Controller, prewired as well</b>			
<b>0</b>	<b>Unit</b>	<b>6,000 lbs/hr Dual Pass Plate Cooler</b>			\$ -
		<i>(Modify Group for AWs?)</i>			

## HERITAGE CIP-Receiver Combination Groups



Model 1500 installed at Steve Paul's new dairy Whitewater, WI. November 2009; Dbl. 10 PT-I Expandable to dbl. 16

*Receiver has (4) 3" inlets. Group to be installed in Milk House, with Milk House located at the top of the Holding Pen, on either the left or right side of the parlor. 3" line from one side of parlor will cross over in back of parlor.*

For details on **HERITAGE** CIP Receiver Combination Groups got to  
[http://www.techforag.com/CIPReceiverGroup/CIP\\_Receiver\\_Group2010.pdf](http://www.techforag.com/CIPReceiverGroup/CIP_Receiver_Group2010.pdf)

<i>Qty</i>	<i>Units</i>	<i>Description</i>			<i>Cost to End-user</i>
0	Group	<p><b>Traditional Receiver Group, - Remanufactured, incl. 18" Receiver, 1 1/2hp Milk Pump, 4" x 33" Filter, Moisture Trap &amp; U-Bend, Flapper Valve, LL Probes &amp; Controller, Short Plug - Long Plug, Air Blow Valve, etc.</b></p>			\$ -



0	Unit				\$ -
---	------	--	--	--	------

<i>Qty</i>	<i>Units</i>	<i>Description</i>			<i>Cost to End-user</i>
0	Group	<p style="text-align: center;"><b>Automatic CIP System - New!</b>  Horizontal Wash Sink, Water Level Sensor, Hot &amp; Cold Water Valve,  Heritage PipeLine Washer,  (3) Peristaltic pumps for chemicals,  (1) Air Injector installed at the Receiver Groups  2" x 2" Divert/3-Way Valve at sink,  Automatic Drains</p>			\$ -
0	Unit	<p style="text-align: center;"><b>2 hp LC Thompson Pressure Wash Pump - New!</b></p>			\$ -

<i>Qty</i>	<i>Units</i>	<i>Description</i>			<i>Cost to End-user</i>
<b>6</b>	<b>Stalls</b>	<b>3" SST Lo- Lines - Remanufactured</b> Single leg, with nipples, fittings, all clamps, gaskets and brackets. Line slopes toward HoldPen with 2" loop back to Receiver group			<b>\$ 986</b>
<b>0</b>	<b>Stalls</b>	<b>Close existing inlets and add new inlets @ 3" Lo-Line</b>			<b>\$ -</b>
<b>0</b>	<b>Stalls</b>	<b>Close existing inlets and add new inlets @ 1.5" CIP-Line</b>			<b>\$ -</b>
<b>0</b>	<b>Project</b>	<b>Change existing CIP lines at sink to accommodate new pump</b>			<b>\$ -</b>
<b>6</b>	<b>Stalls</b>	<b>2" CIP Line - Remanufactured</b> - with nipples, fittings, all clamps, gaskets & brackets. - Both lines will be dead-ended at back of parlor			<b>\$ 814</b>
<b>0</b>	<b>ft</b>	<b>2" Discharge line - New!</b> from CIP Group to Milk Tank (Bottom Loading) and back to CIP Rec Group; incl. Safety Switch at Tank			<b>\$ -</b>

<i>Qty</i>	<i>Units</i>	<i>Description</i>			<i>Cost to End-user</i>
		<b>Compressed Air System</b>			
<b>0</b>	Group	- (2) 5 hp SpeedAir Compressor - With Twin Tower Drier, dries air to minus 10 dgr			
		<i>Electrician provides 220V to this group ___single or ___3 Phase?</i>			
<b>0</b>	Group	<b>APP-S plus sched. 80 PVC to all stations of parlor</b>			<b>\$ -</b>



*(2) 5 hp Speedair Compressors , modularized;*




*Twin Tower Drier dries air to minus 10 dgr*



<i>Qty</i>	<i>Units</i>	<i>Description</i>			<i>Cost to End-user</i>
0	Unit	<b>5 Hp Vacuum System with Lobe-Style Pump - New!</b> Sutor-Built Lobe-style Blower Pump, preassembled for instant installation			\$ -
0	Unit	<b>5 hp Frequency Controller/Variable Speed Drive - New!</b>			\$ -
0	Group	<i>4" PVC Header Lines with 3" lines to Pulsation and Receiver Group; Also includes Pre-Filter, Check Valve, Test Port, Safety Valve, Slide Valve, Drains.</i>			\$ -
0	Unit	<i>Sentinel Model 150 Vacuum Regulator - New!</i>			\$ -
		<i>Electrician provides 220 volt to this Group - Bid separately! ___single or ___3 phase?</i>			



<i>Qty</i>	<i>Units</i>	<i>Description</i>			<i>Cost to End-user</i>
0	sqft	<b>Stainless Covering for Pit Wall and/or Parlor Walls</b> 4 ft x 10 ft x 16 ga sheets, # 4 polish			\$ -



<i>Qty</i>	<i>Units</i>	<i>Description</i>			<i>Cost to End-user</i>
0	Units	<p align="center"><b>4 ft x 4 ft stainless Divert Gate</b>  <b>Built from 2 1/2 x 2 1/2 x 11 ga square tubing</b>  <b>Divert exiting cows into a catch pen.</b></p>			\$ -
0	Group	<p align="center"><b>Cylinders for the Divert Gates</b></p> <p><b>3" x 14" Stainless cylinders w/EV-125 Quick Exhaust Valves</b>  <b>(4) Versa 'Open' &amp; 'Close' Push Buttons</b></p>			\$ -





Qty	Units	Description			Cost to End-user
0	Group	<p align="center"><b>On-Farm Spare Parts Kit</b></p> <p align="center"><b>(Contains only new parts)</b></p> <p>Includes all essential parts for at least (1) year of operation (4) sensors, (2) retract cylinders, at least (4) of each air valves, an extra LLC, seal kits for the milk pump, (2) PC Boards for the Pipe Line Washer, several extra Pulsator, an extra Cluster Assy', etc.</p>			\$ -



<i>Qty</i>	<i>Units</i>	<i>Description</i>			<i>Cost to End-user</i>
0	Pcs	<b>Double Compartment Sink</b>			\$ -
0	Group	<b>Accessories Group</b> Hand Wash Sink, Filter Sock Holder with (1) box of Filters, SST paper towel holder, SST soap dispenser, etc.			\$ -




<i>Qty</i>	<i>Units</i>	<i>Description</i>			<i>Cost to End-user</i>
0	Group	(1) 35 ft long 1" Wash-Down Hose for the pit			\$ -
0	Group	(1) 40ft long 1" Wash-Down Hose for the Cow Platforms			\$ -
0	Units	Air-Powered, all-stainless Hose Reel for the (3) Wash-Down Hoses			\$ -



Qty	Units	Description			Cost to End-user
0	sqft	<i>Red &amp; White Pit Mats for the Milkers</i>			\$ -



<i>Qty</i>	<i>Units</i>	<i>Description</i>			<i>Cost to End-user</i>
0	sqft	Adjustable Pit Floor ...adjusts floor height by 4" up & 4" down			\$ -
		Floors raises and lowers by air pressure no motors, no switches Cost - about \$55/sqft			





<i>Qty</i>	<i>Units</i>	<i>Description</i>			<i>Cost to End-user</i>
1	Unit	<p align="center"><b>Stainless Pit Steps - New!</b>  from parlor into Holding Pen; 4 steps, 36" wide, 8" riser  with SST Handrail .</p>			<p align="right">\$ 993</p>



<i>Qty</i>	<i>Units</i>	<i>Description</i>			<i>Cost to End-user</i>
0	Sets	<b><i>Lights for the Milker Pit - New!</i></b> <i>Basically a set of (2) stainless brackets to mount Fluorescent Light Fixtures in the overhead Channel</i>			\$ -
		<i>Fluorescent Light Fixtures must be vapor tight and 100% corrosion resistant</i>			
		<i>We install the brackets on site;</i> <b><i>Electrician supplies and installs the fixtures</i></b>			
		<i>This parlor needs (3) 8 ft fixtures per side</i>			



<i>Qty</i>	<i>Units</i>	<i>Description</i>			<i>Cost to End-user</i>
0	Units	<p align="center"><b>AccuWeigh Milk Measuring System</b>  <b>Remanufactured</b>            (Change Low-Line and Receiver Group!)</p>			\$ -



		<p align="center"><b>Germania Accuweigh 90 or 65</b></p> <ul style="list-style-type: none"> <li>- Hold all of the milk for quick check before letting the cows go</li> <li>- Drain and re-vacuumize automatically when cows leave</li> <li>- Provide great vacuum reserve right next to the cow</li> </ul>			
0	Group	<p align="center">AW Control Boxes            Turbo Controller, _____Extra VacShutOff Valves, etc.</p>			\$ -
0	Units	<p align="center"><b>Butter Fat Testers</b></p>			\$ -

<i>Qty</i>	<i>Units</i>	<i>Description</i>			<i>Cost to End-user</i>
0	Unit	<b>Stainless Breezeway Fences with 3ft 'Side Wing'</b>			\$ -



0	ft	<b>Stainless Cap for Breezeway Wall</b>			\$ -
---	----	---	--	--	------



<i>Qty</i>	<i>Units</i>	<i>Description</i>			<i>Cost to End-user</i>
0	Stalls	1" Kraiburn Rubber Mats (Made in Germany) For the Cow Platforms			\$ -



<i>Qty</i>	<i>Units</i>	<i>Description</i>		<i>Cost to End-user</i>
		<b>Modular Platforms for 6 stalls</b> <b>Stainless</b>		
		The structural bases of the Modules; Height of your concrete cow platform should be 34" - if you are comfortable with a 38" working height - <b>To be discussed!</b>		
<b>1</b>	<b>Units</b>		<b>\$</b>	<b>1,286</b>



We build our parlor modules on platforms, a frame work made form 2" x 4" stainless tubing and usually 53" wide x 50 ft long for the typical dbl. 12. Normally, we slide the Modules into place on this steel frame work, pushed by a Skid Loader.

## Summary Page

		<b>Sub-Total Materials</b>			<b>\$ 16,915</b>
		<b>Pre-Installation Labor and Supplies</b> provided by TechForAg at it's factory to convert the above materials into a Ready-To-Milk Modular Parlor; <b>Calculated at 14% of Cost of Materials</b>			<b>\$ 2,368</b>
<b>0</b>	miles	<b>Estimated Freight @ \$3.65/mile in the State of Wisconsin</b>			<b>\$ 500</b>
		<b>On-Site Installation Labor, Supplies &amp; Expenses</b> Covers several items:			
		<b>1. Time for (2) Technicians (2) days @ 12 hrs @ \$75 hr</b>			<b>\$ 3,600</b>
		<b>2. Time value of (2) Technicians while travelling: (1) round trips @ 15 hrs @ \$35/hr</b>			<b>\$ -</b>
		<b>3. Travel Expenses: (7) Motel nights + Meals &amp; Misc.</b>			<b>\$ -</b>
		<b>4. Visits to dairy for Planning &amp; General Consultation by Rolf, Quality Control and Training</b>			<b>\$ -</b>
		<b>5. Rebate to Customer of \$1,000 for prompt payment of last installment</b>			
		<b>6. Warranty work &amp; follow-up visits</b>			
		<b>Grand Total I Parlor with Freight &amp; Installation</b>			<b>\$ 23,383</b>
		<b>Per Stall</b>			<b>\$ 3,897</b>